Leapy's Garment Production Process

The entire process from order placement to delivery

01 Order Receiving Order Review



Receive customer purchase orders, review product specifications, delivery time, material & technical feasibility before formal order confirmation.

02 Sample Making



Develop product design and create technical patterns, then produce physical sample garments for customer review and confirmation.

03 Fabric & Trims Sourcing and Inspection



Source qualified fabrics and accessories, carry out incoming inspection to confirm they meet technical requirements before mass production.

04 Fabric Spreading



Spread fabric evenly on the cutting table according to marker layout to prepare for cutting.

05 Cutting



Cut the spread fabric into garment pieces following the marker plan, ensuring neat cut pieces and precise dimensions.

06 Printing or Embroidery



Apply printing, embroidery or other customized decoration processes to cut fabric pieces according to customer specifications.

07 Sewing



Stitch cut fabric pieces together following the technical specification to form complete garments.

08 Finishing



Complete garment finishing, including pressing, thread trimming, stain removal, and appearance touch-ups.

09 Quality Control



Conduct a comprehensive inspection of the finished garments, including dimensions, appearance, stitching, and accessories, to ensure they meet quality standards.

10 Packing



Pack qualified garments as per customer requirements, including hanging tags, polybags and carton packing.

11 Warehousing



Store packed finished products in the warehouse, sort them by order or style, and complete inventory registration.

12 Delivery



Arrange shipment of finished goods according to delivery schedule and customer shipping instructions, verify quantities and information to ensure safe and on-time delivery to customers.